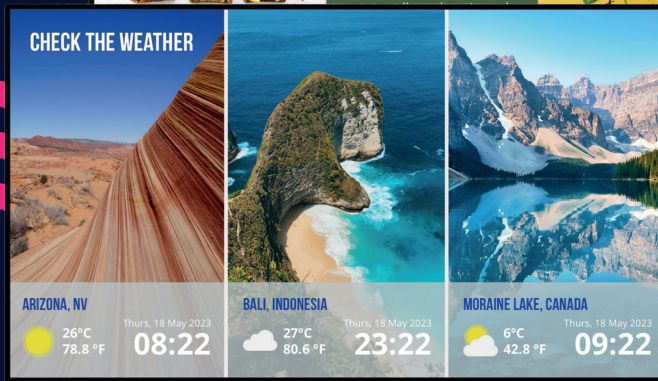


CM Pro eXtra

Engage with your audience around
the clock with the CM Pro eXtra

Our 24/7 playout screen which comes with CleverLive
digital signage and AirServer screen sharing

Available in a range of sizes
32" | 55" | 65" | 86"



Screen Sustainability Scheduling
for reduced power consumption

Operational 24/7

CLEVER® LIVE

Subscription free feature rich digital signage.

1-year MDM* included

Remote access to manage, view and support your display for the ultimate in control and flexibility.

Key Features



4k Ultra HD Resolution
(55", 65" only)



Screen Share from any Device



Brightness 450/700 nits



24/7 Usage



Landscape & Portrait



One Touch Messaging & Broadcasting



Screen Sustainability Scheduling Power Management



Control Integration



Digital Signage Full Screen Posters + Videos



Android Technology




MDM Built-in Management Control



OTA Updates & Cloud Accounts

Upgrade your solution

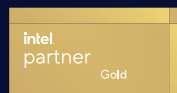


Add a **PICO MK5** or **PRO V4** media player for multizoned digital signage, or add an **OPS** or **Video Conferencing Bar** to create a Microsoft Teams Room or Zoom Room environment.

partnered with



logitech



 AirServer



With AirServer you can mirror content from your personal device without needing to download an app.

CM Pro eXtra Specifications

Panel

Screen size	32" 55" 65" 86"
Backlight Type	D-LED
Panel Type	IPS
Brightness (Typical)	32" 450cd/m2 55" & 65" 500 cd/m2 86" 400 cd/m2
Native Resolution	32" 1920 x 1080 (FHD) 55" & 65" 3840 x 2160 (UHD)
Contrast Ratio (Typical)	32" 3000:1 55", 65", 86" 1200:1
Dynamic Contrast	32" 45000:1 55", 65", 86" 50000:1
Panel Lifetime (Minimum)	50,000Hr
Response Time (Typical)	32" 9.5 ms 55", 65", 86" 8 ms
Viewing Angle	178 Vertical, 178 Horizontal
Colour Value	32" 16.7M 55", 65", 86" 1.07B (8-Bit + FRC)
Screen Treatment	3H
Haze Level	32" 3% 55", 65", 86" 1%
Refresh Rate	60Hz
Orientation	Landscape and Portrait
Operation Hours	24/7
Area of Usage	Indoor

Mainboard

Android Option	400vs: Android 9.0
Android CPU	4xCA55
Android GPU	MaliG31mp2
Android RAM	2GB DDR4- 2666Mhz
Android Storage	16GB eMMC
Scan Rate	200Hz

Features

Main	Built in Digital Signage playback with alert auto source switching, Airserver screen casting, Remote MDM (*MDM designed for remote support and app updating), Power Scheduler, Active Standby (HDMI Wakeup) , HDMI CEC, USB Autoplay, Panel Lock, Pixel Shift, External Control, Real Time Clock (RTC)
Mechanical	32" Joystick Control, IR sensor Cable, Detachable Power Cable 55", 65", 86" Joystick Control, IR sensor Cable, OPS module slot, Secure USB cover, Detachable Power Cable
Speaker	32" 2x6 W 55", 65", 86" 2x10 W

Connectivity

HDMI-In	32" 2xHDMI2.0 55", 65", 86" 4xHDMI2.0
HDMI-Out	x1
USB2.0	x1
USB3.0	x1
Internal USB	32" N/A 55", 65", 86" x1
OPS	32" N/A 55", 65", 86" x1
Audio In	32" N/A 55", 65", 86" Line In L/R
Audio Out	32" N/A 55", 65", 86" Headphone, SPDIF
Micro SD	32" N/A 55", 65", 86" x1
RS232	3.5mm Jack
LAN	10/100/1000 Mbps
WiFi	2.4GHz and 5GHz
RJ12	For Service

Mechanical

Product Dimensions	32" 734 x 78 x 435mm 55" 1236 x 83 x 709mm 65" 1456 x 96 x 834mm 86" 1962.30 x 1133 x 92.5mm
Packaging Dimensions	32" 795 x 128 x 530mm 55" 1369 x 165 x 874mm 65" 1650 x 190 x 997mm 86" 2163 x 380 x 1490mm
Product Weight	32" 10.5 kg 55" 18.1kg 65" 24.4kg 86" 62kg
Packed Weight	32" 14.3 kg 55" 23.3kg 65" 31.3kg 86" 83kg
VESA Mounting	32" 200 mm(W) x 200 mm(H) M6 55" 400mm (W) x 400mm (H) M6 65" 600mm (W) x 400mm (H) M6 86" 800mm (W) x 600mm (H) - M8
Bezel Width	32" 6/6/6/9 mm 55" 9/9/9/11mm 65" 10/10/10/14mm 86" 25mm
Power	Supply 110v AC - 240v AC 50/60Hz 32" 42W Power Consumption (Typical) 55" 138 (W) Typical/180 (W) MAX 65" 194 (W) Typical/220 (W) MAX 86" 385 (W) Typical/400 (W) Max Deep Standby ≤0.5 W

CM Pro eXtra Specifications

Environmental Conditions

Operating Temperature	0-40 °C
Operating Humidity	10-90%

Accessory

Standard	QSG, Power cable, IR extender cable, Remote Control, 2 x AAA Battery
-----------------	--

Installation

The installation of this product should be completed by a qualified installer. Use of components not supplied by Clevertouch or not meeting minimum specifications may impact performance, safety and warranty. For more information, visit clevertouch.com

Warranty

Warranty term and upgrade options vary by region. Contact your local reseller or distributor for information and visit clevertouch.com/about/warranty

Compliance & Certification

Regulatory Certification	
---------------------------------	---

Support

For all Clevertouch products, visit: support.clevertouch.com

Statement

Size and weight vary by configuration and manufacturing process, please refer to the actual product. The product images are for illustrative purposes only and may slightly differ in appearance, colour, size, etc. from the actual product. The description, illustrations, etc. in this document may subject to change in accordance with the latest product specification and performance. Should the above-mentioned change in the document become necessary, the document may be updated without written notice.